


PUREPINE



MOULDINGS



PRODUCT CATALOGUE

QUALITY
PRODUCED
WITH PRIDE

purepine.co.nz



PUKEPINE
SAWMILLS



COMPANY PROFILE

Purepine Mouldings is the timber re-manufacturing operation of Pukepine Sawmills. The primary base of operation is located in the township of Te Puke, Bay of Plenty. Working as a complimentary operation along side Pukepine Sawmills ensures that Purepine Mouldings has access to plantation grown Radiata pine that has been processed to their exacting standards to meet the wide range of products for both domestic and overseas clients.

Here at Purepine Mouldings we aim to deliver consistent top quality products by carefully managing every step of the process, therefore on-site our production processes include kilns for drying, equipment for grading, scanning and cut to length, band saw and planer options, finger-joint and glulam departments along with painting systems for both water and oil based priming.



CONTENTS

How To Use This Brochure	1
Information	2
Standard Mouldings	3-5
External Mouldings	6
Classic Mouldings	7
Dressed 4 Sides	8
Dowelling	9
Tongue & Groove	10
Grooved Batten	11
Fascia	12
Window Reveal	13-14
Jambs	15-17
Weatherboards	18
Box corner pieces, starter boards and internal corner board	19



HOW TO USE THIS BROCHURE



1. The letters correspond to the profile name code. This example is Dressed 4 sides.
2. This number represents the profile size. The first two or three numbers always correspond to the profile HEIGHT (eg 65 mm). The last two numbers always correspond to the profile WIDTH (eg 19 mm).
3. Circle icons represent the grade of timber.
4. Square icons represent the timber finish.

GRADE AND FINISHING KEY


TIMBER GRADE

Finger-jointed Clears Dressing

FINISH AND TREATMENT OPTIONS

Untreated Gesso H3.1 Primed
 H3.1 Kiln Dried H3.2 Treated Wet

Finger Jointed Untreated Pine




Made from lengths of New Zealand Radiata Pine from which knots and other defects have been removed. Fingers are cut onto the pieces of timber and joined end to end with specialised glue. This creates a product that has superior strength, stability and greater overall length than the original pieces of timber.

Primed Finger Jointed Pine




Pre-coated with a convenient specially developed primer designed to provide temporary protection during the installation process. Priming does not waterproof product so it's important to keep them dry at all times.

Clear Grade Pine



Clear timber is a premium grade, free of knots and blemishes on both faces and edges. Often used in high quality joinery, mouldings and furniture components.

Dressing Grade Pine



An appearance grade also referred to as furniture grade. For use where natural character is important. Features tight knots and small bark or resin pockets. Cone holes may be present in the occasional piece.

INFORMATION

IMPORTANT NOTICE TO ALL OUR CUSTOMERS

All our product is supplied kiln dried to an average 12% moisture content at the time of dispatch. Merchants and end users must ensure that care is taken to maintain the product in a dry environment at all times. Moisture uptake is easily detected by swelling between the joints in finger jointing and raised grain in finger jointing and clear profiles.

We do not warranty product that has become wet or damp for any reason, and is showing defects to the finished surface as described above.

A dry storage environment is also required for treated pre-primed product. Primer coats are not designed as a sealer coat but simply as a holding coat.

So remember — always store all Purepine Radiata Decorative Profiles out of the weather! Always store well supported either vertical or horizontal, and keep off the ground or floor.

GENERAL INFORMATION

1. Mouldings available ex-stock as finger-jointed or clears are indicated in the brochure, other options in clears may be available on request.
2. Finger-jointed mouldings are 5.4m lengths. Pre-primed weatherboards and fascias are 6.0m lengths. Dowel is available in 1.8m and 2.4m lengths.
3. Clear and dressing grade products are supplied as random lengths.
4. All finger-jointed and untreated profiles are also available as H3.1 treated and/or pre-primed on request.
5. Always check with your local timber merchant if any minimum order quantity is required prior to ordering.
6. We recommend full adherence to manufacturers instructions when painting or staining installed products to achieve best finished results.

SPECIFIC INFORMATION

- Panelling profiles require certain fixing techniques to ensure durability. It is important that the following steps be taken to avoid movement of product:
 1. Product must be stored indoors and protected from direct sunlight.
 2. Seal all around before fixing.
 3. Fix by face nailing using adequate nails and glue to all fixing surfaces. (Secret nailing may not be sufficient to stop all movement of product).
 4. Stain, polyurethane or paint.
- Purepine will provide whatever product the merchant specifies. However, no liability will be taken for incorrectly specified product.

PUREPINE TREATED AND PRE-PRIMED PRODUCTS

Purepine treated and pre-primed products are produced with a high level of care and expertise.

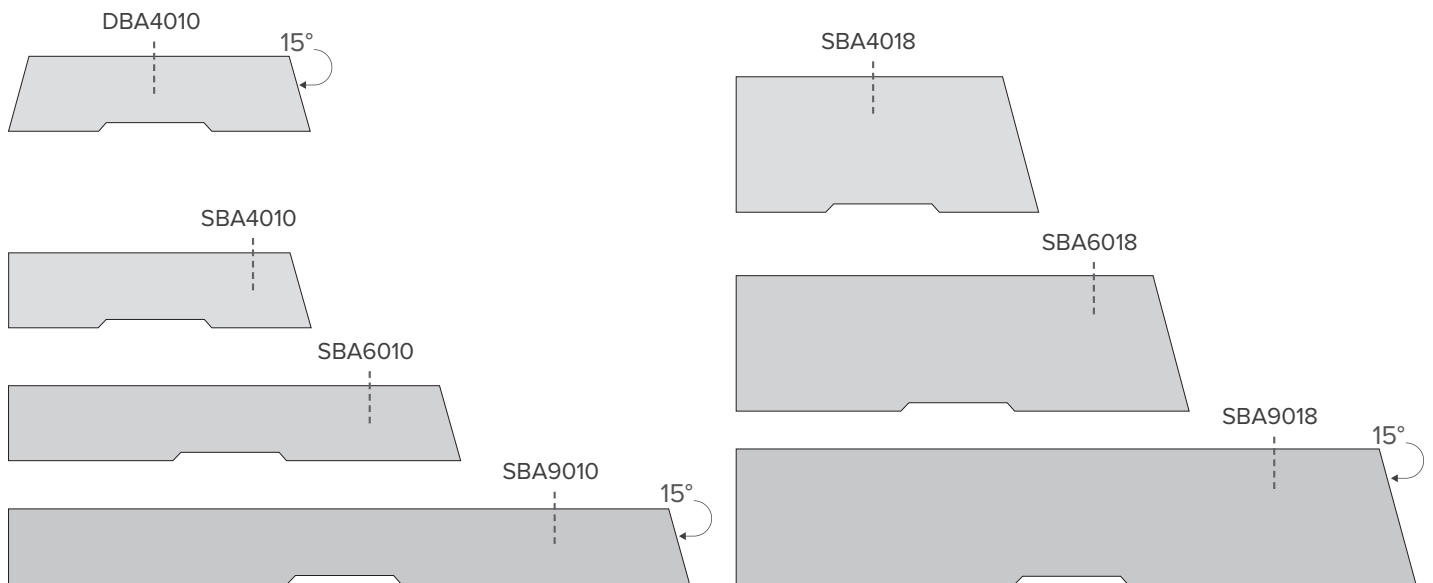
Our aim is to always be in the forefront with technology so along with traditional oil based primers we also run a high tech acrylic quick dry priming system with UV coating which provides an outstanding finish and is environmentally friendly.

All our finger-jointing and glulam products use PUR adhesives which are solvent free and once cured completely inert and toxicologically safe meaning a minimum impact on the environment and human health. All this while meeting structural wood adhesive rating in accordance with AS/NZS 4364 (Int):2007.



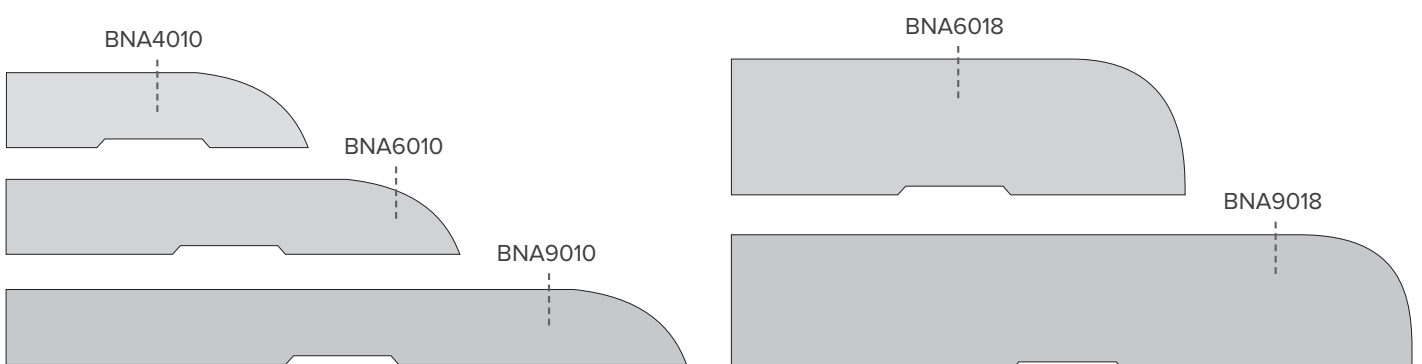
STANDARD MOULDINGS

DOUBLE & SINGLE BEVEL ARCHITRAVE



CODE	DBA4010	SBA4010	SBA6010	SBA9010	SBA4018	SBA6018	SBA9018
WIDTH	40 mm	40 mm	60 mm	90 mm	40 mm	60 mm	90 mm
THICKNESS	10 mm	10 mm	10 mm	10 mm	18 mm	18 mm	18 mm
TIMBER GRADE							
FINISH AND TREATMENT OPTIONS							

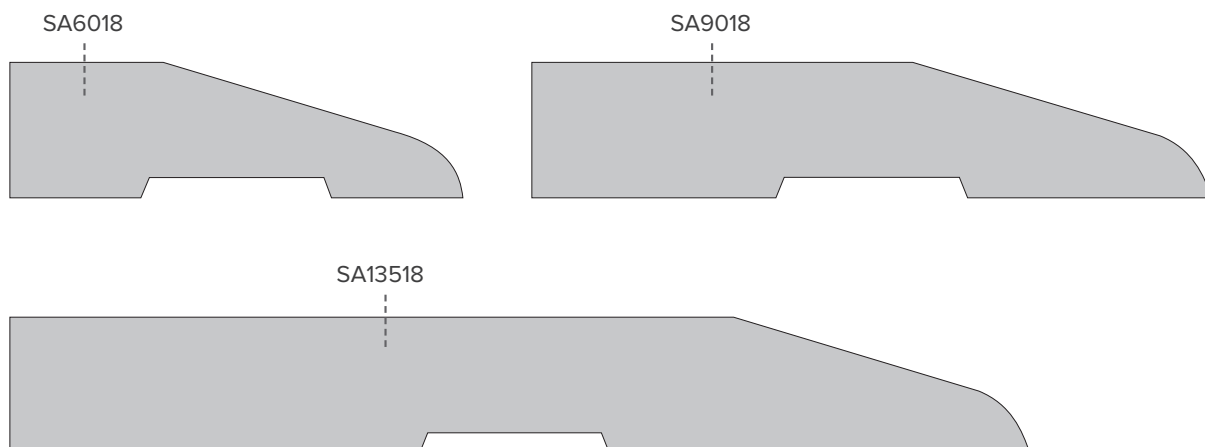
BULL NOSE ARCHITRAVE



CODE	BNA4010	BNA6010	BNA9010	BNA6018	BNA9018
WIDTH	40 mm	60 mm	90 mm	60 mm	90 mm
THICKNESS	10 mm	10 mm	10 mm	18 mm	18 mm
TIMBER GRADE					
FINISH AND TREATMENT OPTIONS					

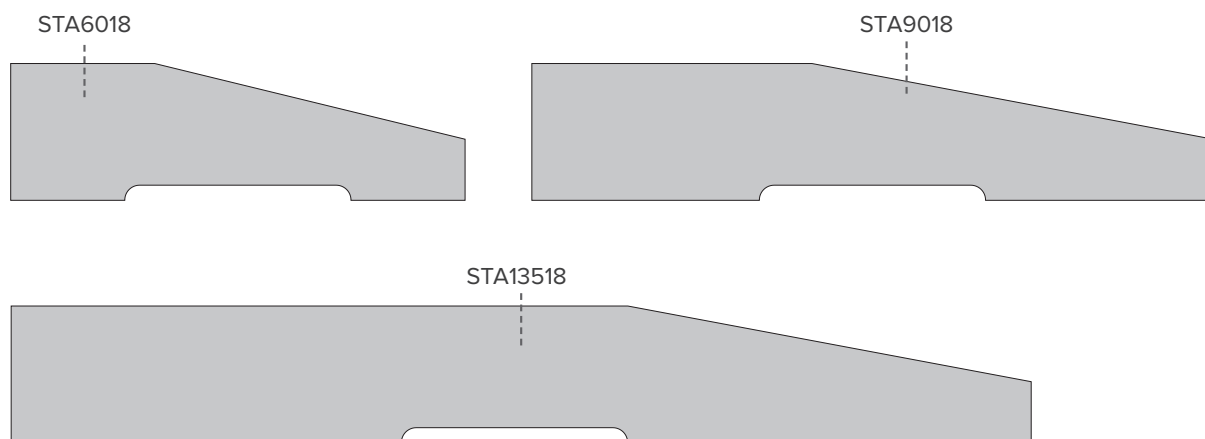
STANDARD MOULDINGS

GOVERNMENT / SPLAYED ARCHITRAVE



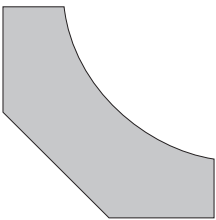
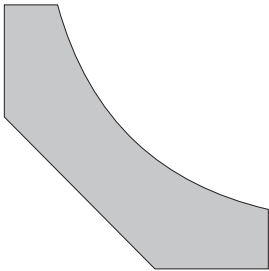
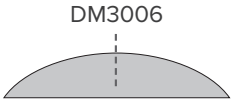







CODE	SA6018	SA9018	SA13518
WIDTH	60 mm	90 mm	135 mm
THICKNESS	18 mm	18 mm	18 mm
TIMBER GRADE			
FINISH AND TREATMENT OPTIONS			


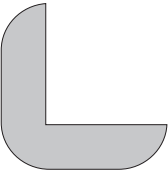
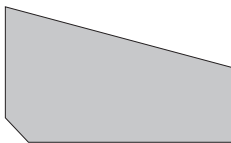
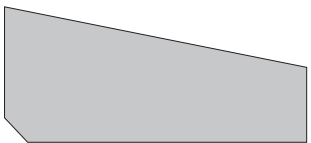














SQUARE TOP ARCHITRAVE



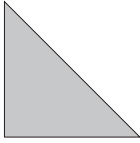
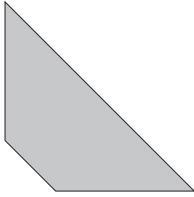

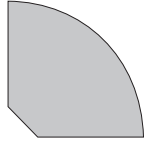
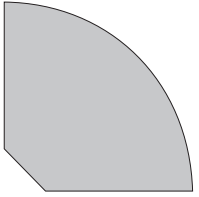




















CODE	STA6018	STA9018	STA13518
WIDTH	60 mm	90 mm	135 mm
THICKNESS	18 mm	18 mm	18 mm
TIMBER GRADE			
FINISH AND TREATMENT OPTIONS			


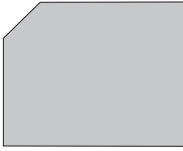





STANDARD MOULDINGS

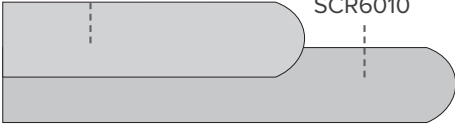
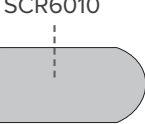
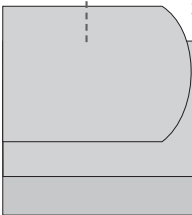

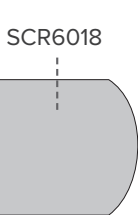










			
CODE	SCO28	SCO35	DM3006
WIDTH	28 mm	35 mm	30 mm
THICKNESS	28 mm	35 mm	6 mm
DESCRIPTION	Scotia	Scotia	D Mould
TIMBER GRADE		 	
FINISH AND TREATMENT OPTIONS			

				
CODE	BEAD1007	EC2216	BVC3018	BVC4018
WIDTH	10 mm	22 mm	30 mm	40 mm
THICKNESS	7 mm	16 mm	18 mm	18 mm
DESCRIPTION	Bead	External Corner	Bevelled Cornice	Bevelled Cornice
TIMBER GRADE			 	 
FINISH AND TREATMENT OPTIONS			  	  

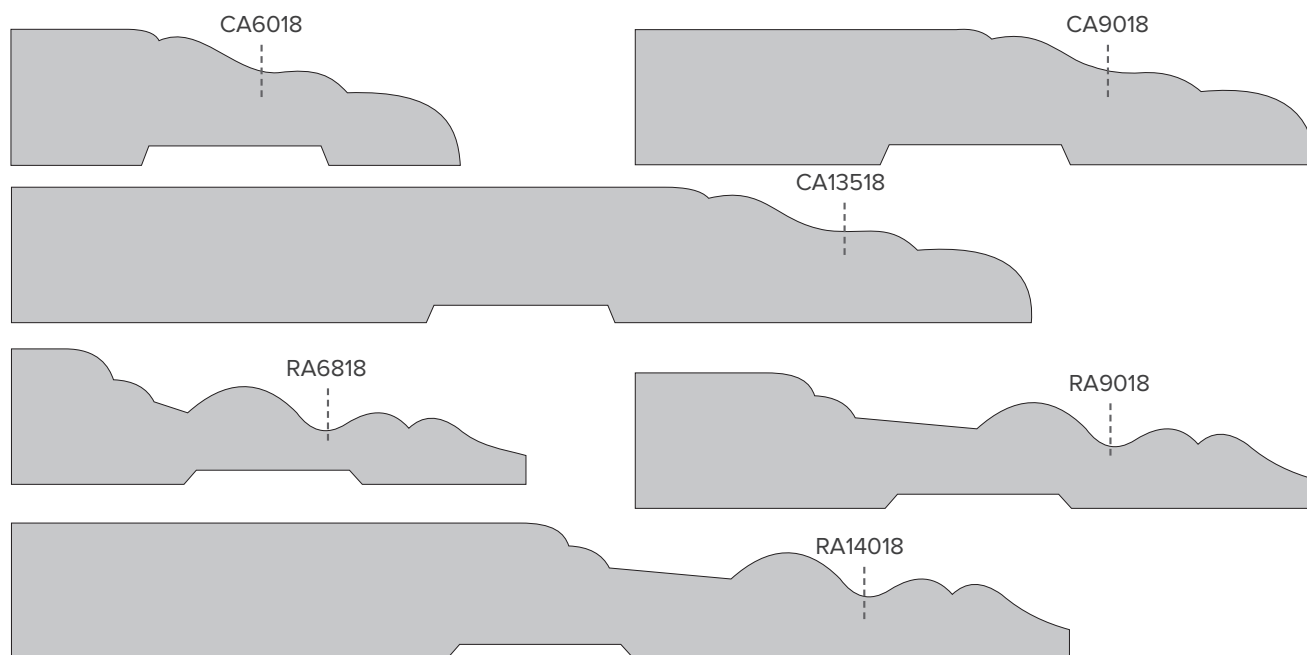
EXTERNAL MOULDINGS
















					
CODE	AGF18	AGF25	QUAD12	QUAD18	QUAD25
WIDTH	18 mm	25 mm	12 mm	18 mm	25 mm
THICKNESS	18 mm	25 mm	12 mm	18 mm	25 mm
DESCRIPTION	Angle Fillet	Angle Fillet	Quad	Quad	Quad
TIMBER GRADE			 	 	
FINISH AND TREATMENT OPTIONS	   	   	 	 	

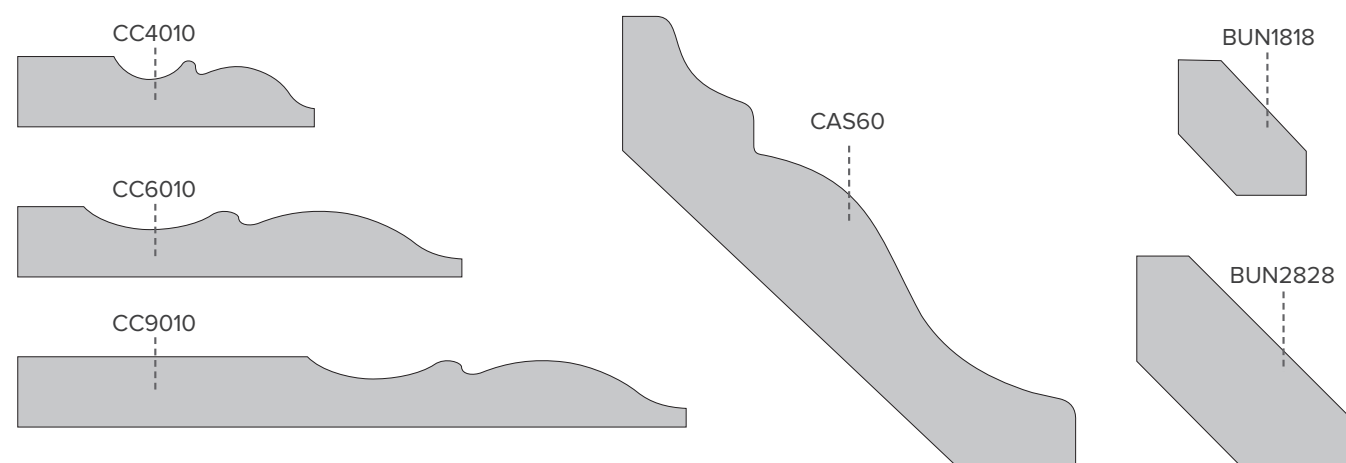
			
CODE	EAV4027	EAV2419	CANT3010
WIDTH	40 mm	24 mm	30 mm
THICKNESS	27 mm	19 mm	10 mm
DESCRIPTION	Eaves Mould	Eaves Mould	Cant Strip
TIMBER GRADE			
FINISH AND TREATMENT OPTIONS			

					
CODE	SCR4010	SCR6010	SCR2518	SCR4018	SCR6018
WIDTH	40 mm	60 mm	25 mm	40 mm	60 mm
THICKNESS	10 mm	10 mm	18 mm	18 mm	18 mm
DESCRIPTION	Scriber	Scriber	Scriber	Scriber	Scriber
TIMBER GRADE					
FINISH AND TREATMENT OPTIONS					

CLASSIC MOULDINGS




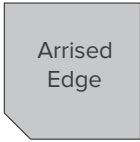










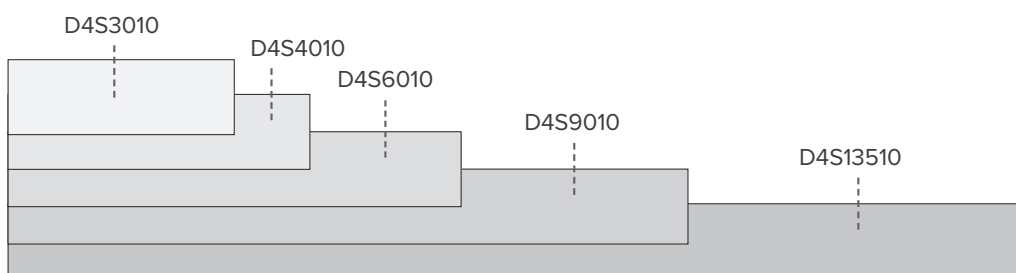
CODE	CA6018	CA9018	CA13518	RA6818	RA9018	RA14018
WIDTH	60 mm	90 mm	135 mm	68 mm	90 mm	140 mm
THICKNESS	18 mm	18 mm	18 mm	18 mm	18 mm	18 mm
DESCRIPTION	Colonial Architrave	Colonial Architrave	Colonial Architrave	Replica Architrave	Replica Architrave	Replica Architrave
TIMBER GRADE	 	 	 			
FINISH AND TREATMENT OPTIONS						













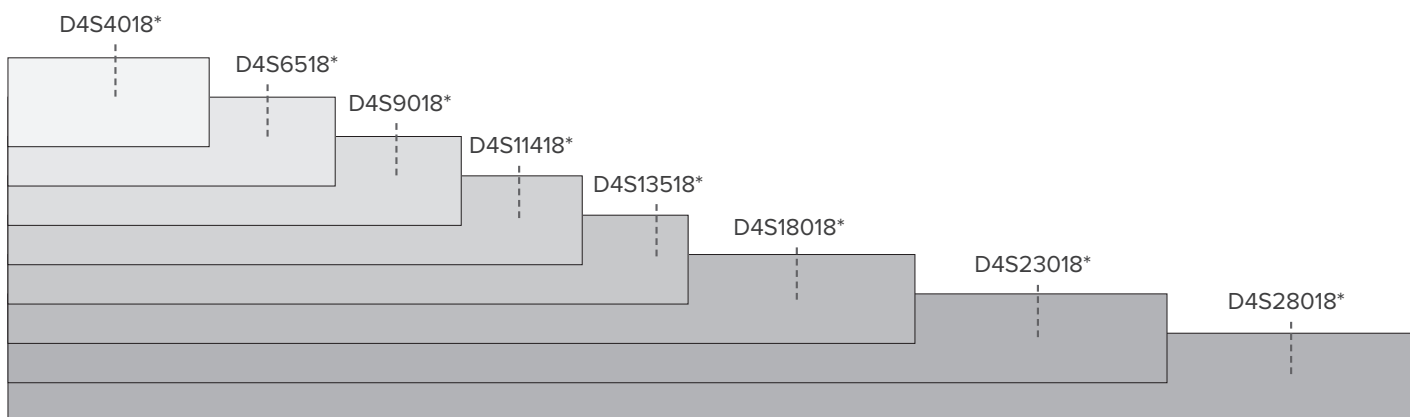
CODE	CC4010	CC6010	CC9010	CAS60	BUN1818	BUN2828
WIDTH	40 mm	60 mm	90 mm	60 mm	18 mm	28 mm
THICKNESS	10 mm	10 mm	10 mm	60 mm	18 mm	28 mm
DESCRIPTION	Classic Colonial	Classic Colonial	Classic Colonial	Colonial Scotia	Bungalow	Bungalow
TIMBER GRADE						
FINISH AND TREATMENT OPTIONS						

















DRESSED 4 SIDES

				
CODE	SD1212	SD1818	SD2424	SDA1818
WIDTH	12 mm	18 mm	24 mm	18 mm
THICKNESS	12 mm	18 mm	24 mm	18 mm
TIMBER GRADE				
FINISH AND TREATMENT OPTIONS				



























CODE	D4S3010	D4S4010	D4S6010	D4S9010	D4S13510
WIDTH	30 mm	40 mm	60 mm	90 mm	135 mm
THICKNESS	10 mm	10 mm	10 mm	10 mm	10 mm
TIMBER GRADE					
FINISH AND TREATMENT OPTIONS					
























CODE	D4S4018	D4S6518	D4S9018	D4S11418	D4S13518	D4S18018	D4S23018	D4S28018
WIDTH	40 mm	65 mm	90 mm	114 mm	135 mm	180 mm	230 mm	280 mm
THICKNESS	18 mm	18 mm	18 mm	18 mm	18 mm	18 mm	18 mm	18 mm
TIMBER GRADE								
FINISH AND TREATMENT OPTIONS								

*Mouldings Scale 1:15

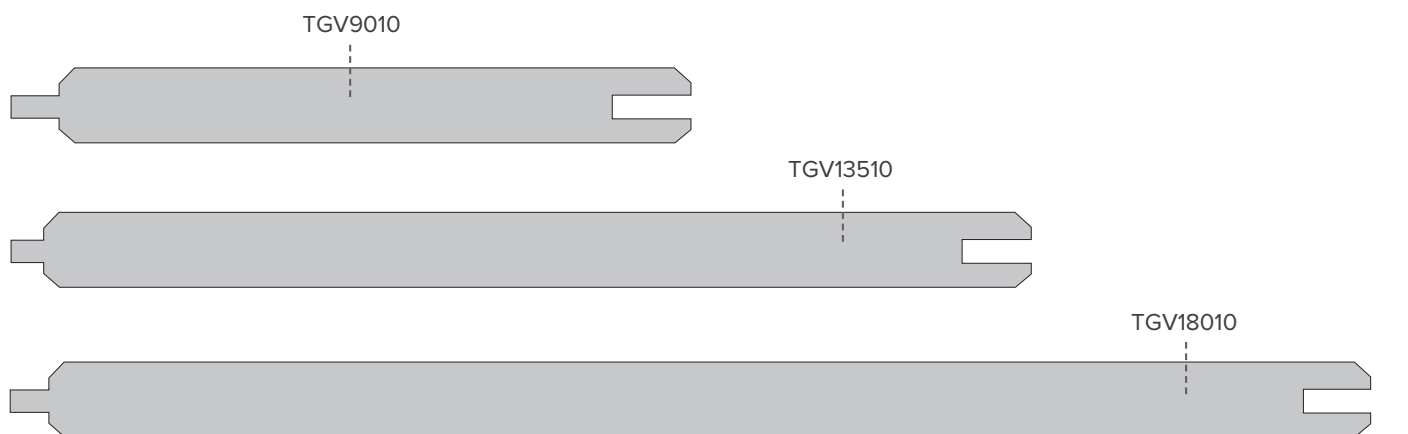
DOWELLING












								
CODE	DOW06	DOW08	DOW09	DOW10	DOW12	DOW16	DOW18	DOW20
WIDTH	6 mm	8 mm	9 mm	10 mm	12 mm	16 mm	18 mm	20 mm
TIMBER GRADE								
FINISH AND TREATMENT OPTIONS								

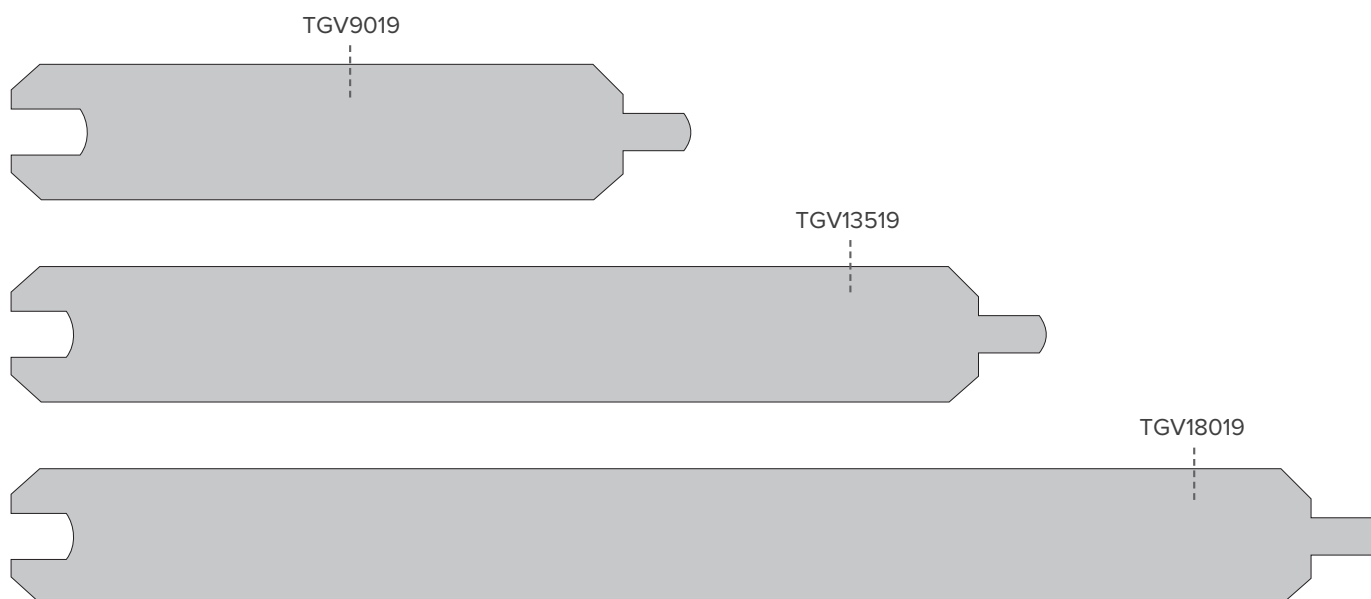
				
CODE	DOW22	DOW25	DOW28	DOW32
WIDTH	22 mm	25 mm	28 mm	32 mm
TIMBER GRADE				
FINISH AND TREATMENT OPTIONS				













			
CODE	DOW35	DOW40	DOW45
WIDTH	35 mm	40 mm	45 mm
TIMBER GRADE			
FINISH AND TREATMENT OPTIONS			

TONGUE & GROOVE



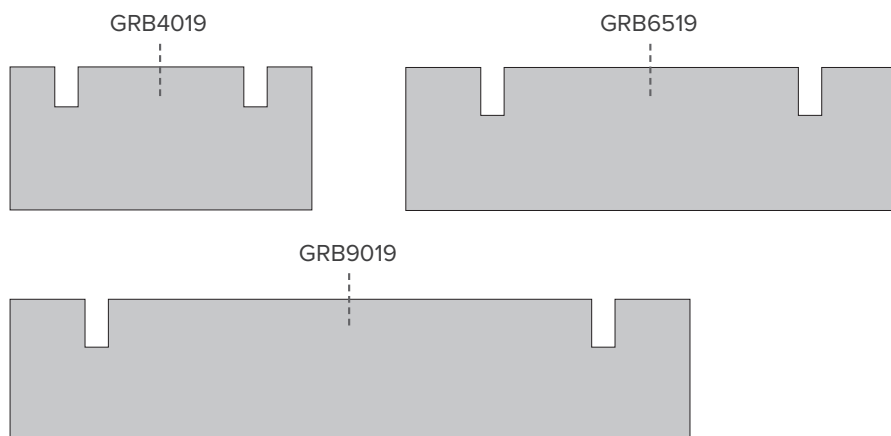
CODE	TGV9010	TGV13510	TGV18010
WIDTH	90 mm	135 mm	180 mm
THICKNESS	10 mm	10 mm	10 mm
COVER DIMENSION	81 mm	128 mm	172 mm
TIMBER GRADE	 	 	 
FINISH AND TREATMENT OPTIONS	 	 	 



CODE	TGV9019	TGV13519	TGV18019
WIDTH	90 mm	135 mm	180 mm
THICKNESS	19 mm	19 mm	19 mm
COVER DIMENSION	81 mm	128 mm	172 mm
TIMBER GRADE	 	 	 
FINISH AND TREATMENT OPTIONS	 	 	 

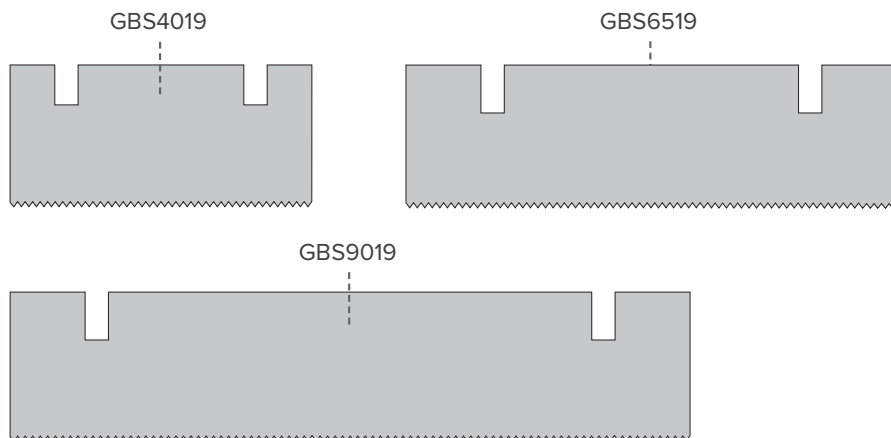
GROOVED BATTEN

DRESSED FINISH



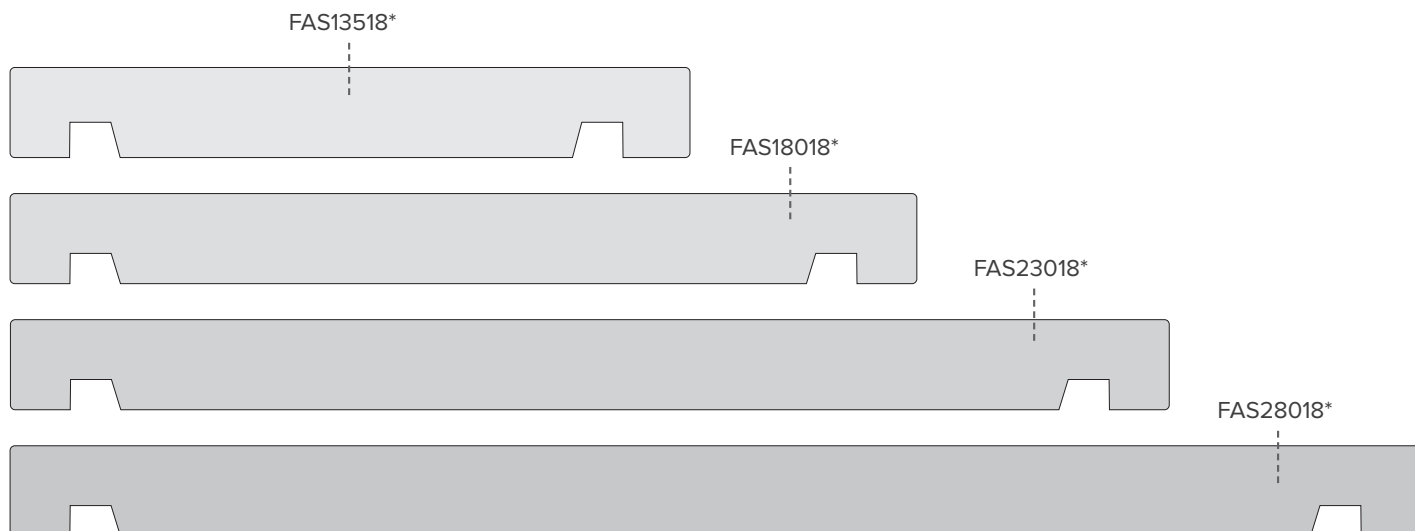
CODE	GRB4019	GRB6519	GRB9019
WIDTH	40 mm	65 mm	90 mm
THICKNESS	19 mm	19 mm	19 mm
DESCRIPTION	Dressed finish	Dressed finish	Dressed finish
TIMBER GRADE	d	d	d
FINISH AND TREATMENT OPTIONS	H3.1 KD H3.2 TW	H3.1 KD H3.2 TW	H3.1 KD H3.2 TW









BANDSAWN FINISH

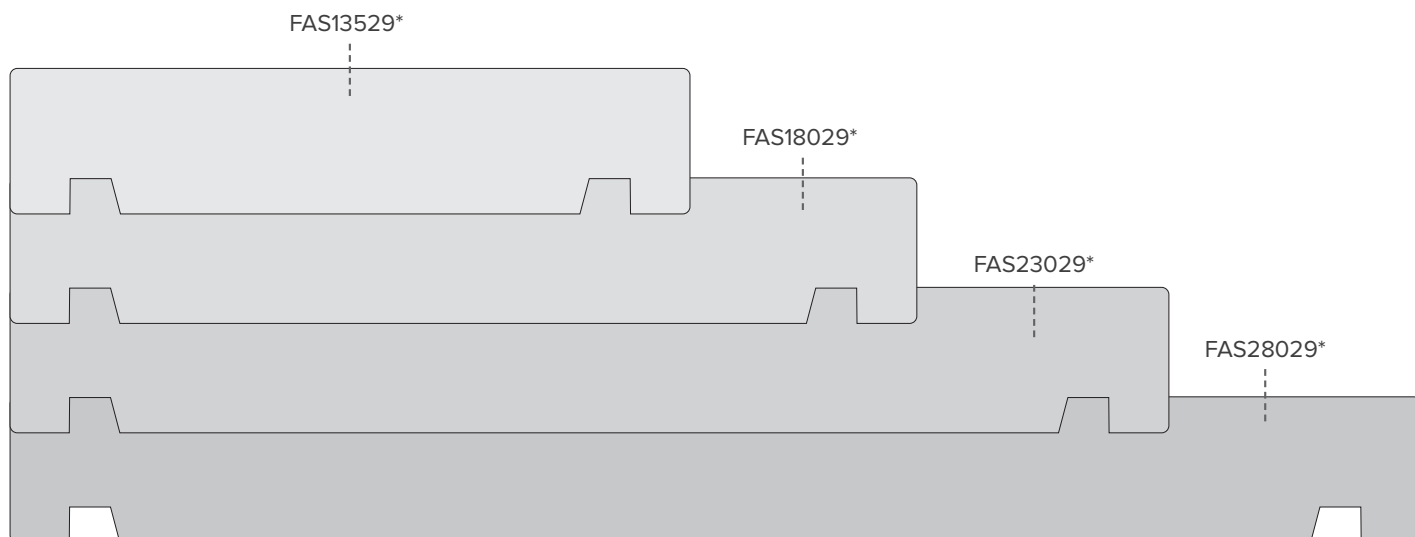










CODE	GBS4019	GBS6519	GBS9019
WIDTH	40 mm	65 mm	90 mm
THICKNESS	19 mm	19 mm	19 mm
DESCRIPTION	Bandsawn Finish	Bandsawn Finish	Bandsawn Finish
TIMBER GRADE	d	d	d
FINISH AND TREATMENT OPTIONS	H3.1 KD H3.2 TW	H3.1 KD H3.2 TW	H3.1 KD H3.2 TW

FASCIA



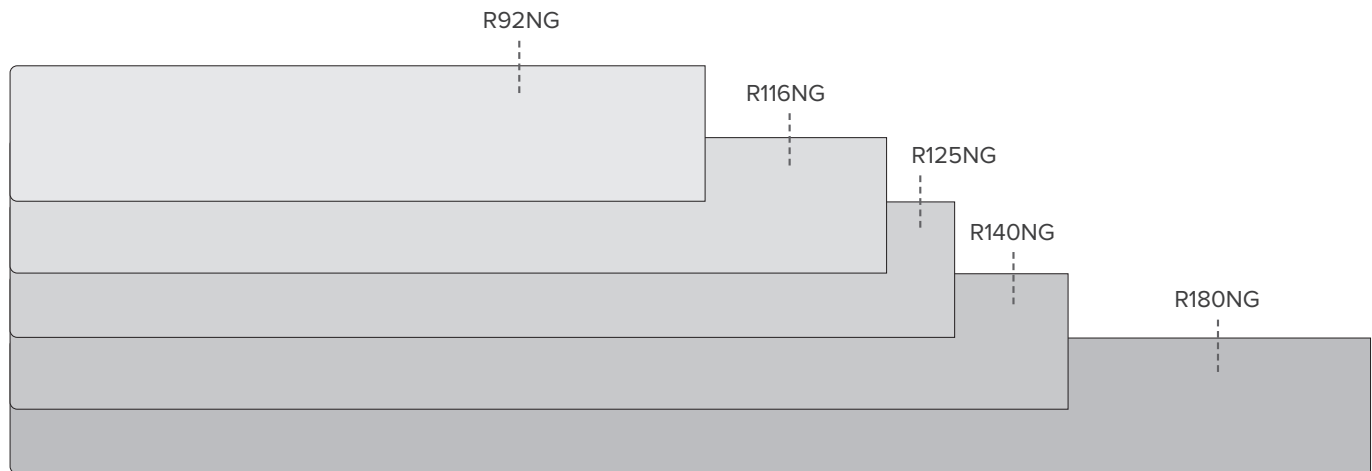
CODE	FAS13518	FAS18018	FAS23018	FAS28018
WIDTH	135 mm	180 mm	230 mm	280 mm
THICKNESS	18 mm	18 mm	18 mm	18 mm
TIMBER GRADE				
FINISH AND TREATMENT OPTIONS				



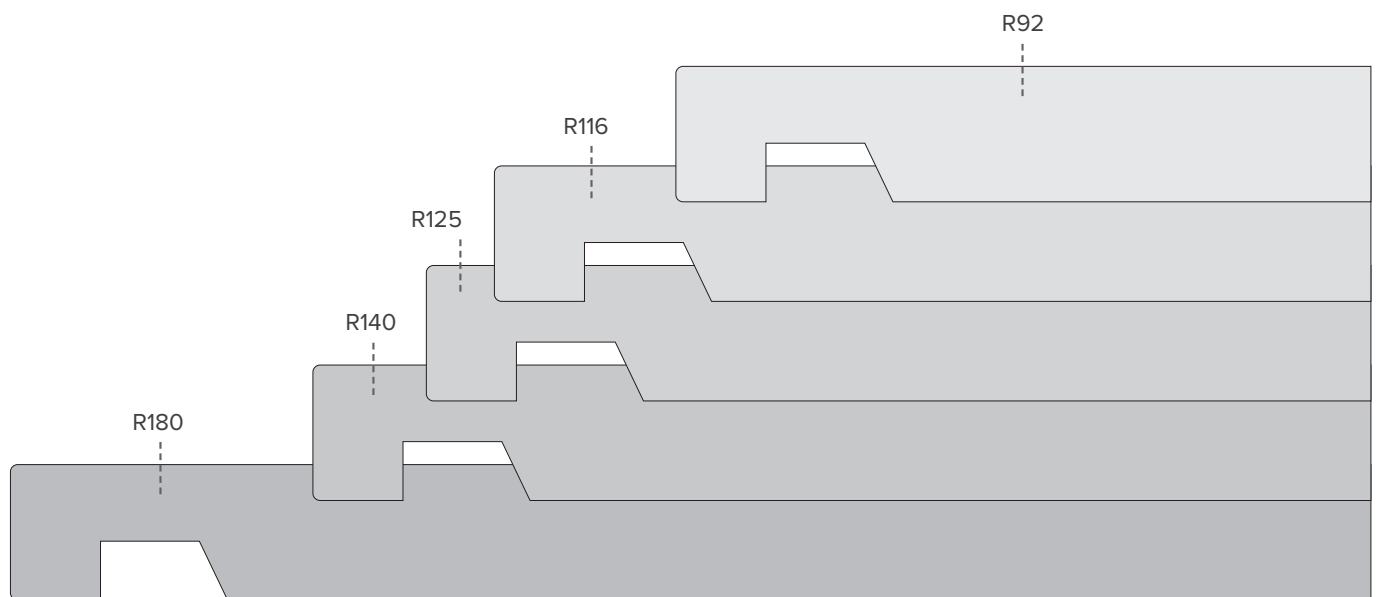
CODE	FAS13529	FAS18029	FAS23029	FAS28029
WIDTH	135 mm	180 mm	230 mm	280 mm
THICKNESS	29 mm	29 mm	29 mm	29 mm
TIMBER GRADE				
FINISH AND TREATMENT OPTIONS				

*Scale 1:15

WINDOW REVEALS



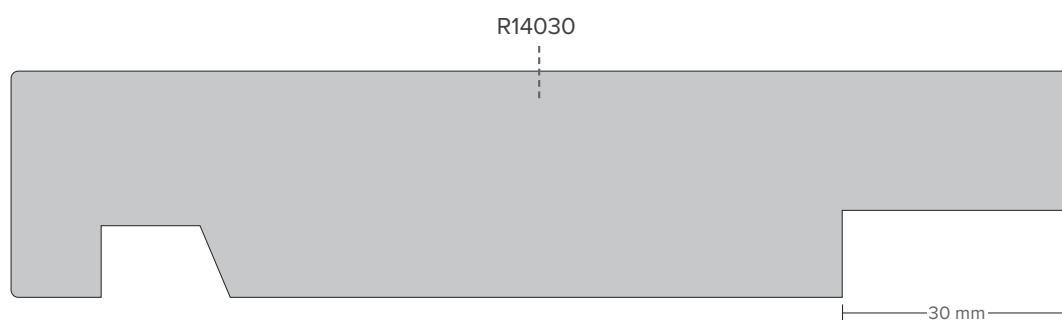
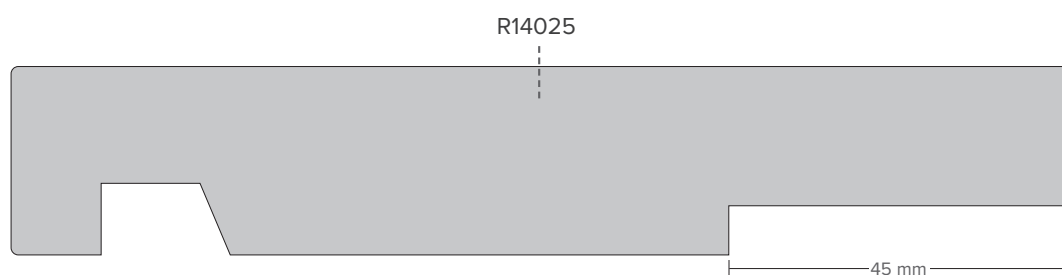
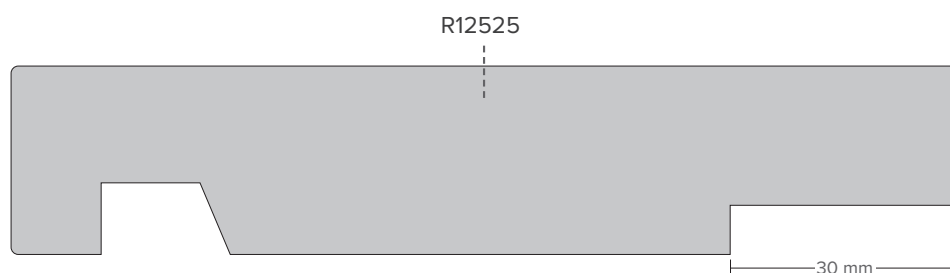
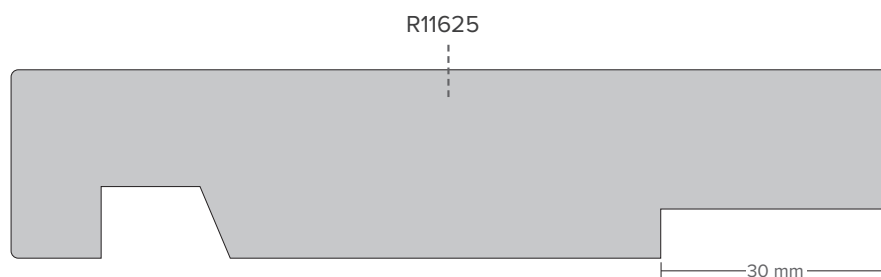
CODE	R92NG	R116NG	R125NG	R140NG	R180NG	R230NG*
WIDTH	92 mm	116 mm	125 mm	140 mm	180 mm	230 mm
THICKNESS	18 mm	18 mm	18 mm	18 mm	18 mm	18 mm
DESCRIPTION	Window Reveal Non-Grooved	Window Reveal Non-Grooved	Window Reveal Non-Grooved	Window Reveal Non-Grooved	Window Reveal Non-Grooved	Window Reveal Non-Grooved
TIMBER GRADE						
FINISH AND TREATMENT OPTIONS						



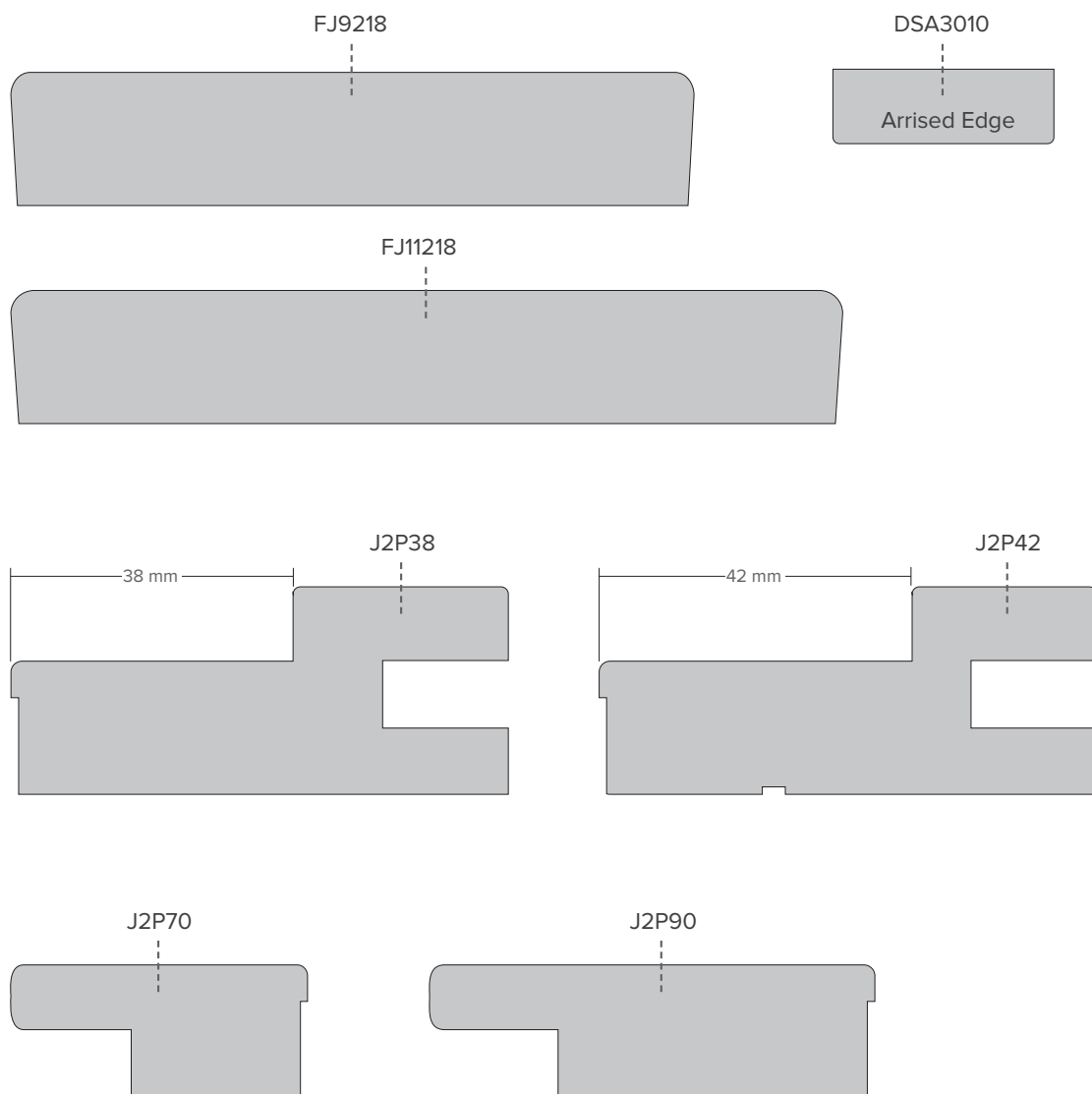
CODE	R92	R116	R125	R140	R180	R230*	R300*	R600*
WIDTH	92 mm	116 mm	125 mm	140 mm	180 mm	230 mm	300 mm	600 mm
THICKNESS	18 mm	18 mm	18 mm	18 mm	18 mm	18 mm	18 mm	18 mm
DESCRIPTION	Window Reveal Grooved	Window Reveal Grooved	Window Reveal Grooved	Window Reveal Grooved	Window Reveal Grooved	Window Reveal Grooved	Window Reveal Grooved	Window Reveal Grooved
TIMBER GRADE								
FINISH AND TREATMENT OPTIONS								

*R230NG, R230, R300 & R600 Images not shown

WINDOW REVEALS



CODE	R11625	R12525	R14025	R14030
WIDTH	116 mm	125 mm	140 mm	140 mm
THICKNESS	25 mm	25 mm	25 mm	30 mm
DESCRIPTION	Window Reveal 30 mm Rebated	Window Reveal 30 mm Rebated	Window Reveal 45 mm Rebated	Window Reveal 30 mm Rebated
TIMBER GRADE				
FINISH AND TREATMENT OPTIONS				




CODE	FJ9218	FJ11218	DSA3010	J2P38	J2P42	J2P70	J2P90
WIDTH	92 mm	112 mm	30 mm	67 mm	67 mm	40 mm	60 mm
THICKNESS	18 mm	18 mm	10 mm	28 mm	28 mm	18 mm	18 mm
DESCRIPTION	Flat Jamb – Undershot	Flat Jamb – Undershot	Door Stop Arrised	Jamb - 2 Piece Front	Jamb - 2 Piece Front	Jamb - 2 Piece Back	Jamb - 2 Piece Back
TIMBER GRADE							
FINISH AND TREATMENT OPTIONS							


JG11430




JG13518



JG13525



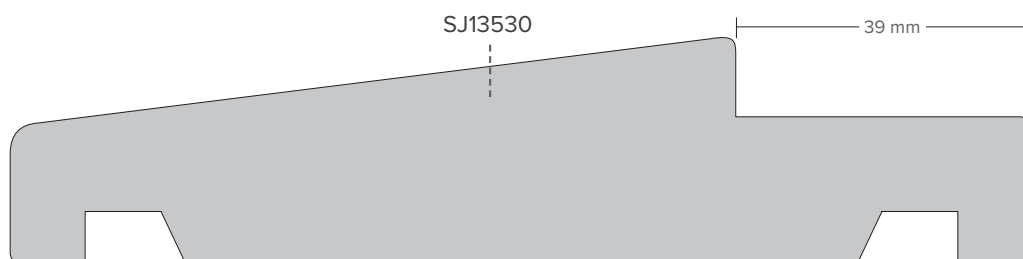
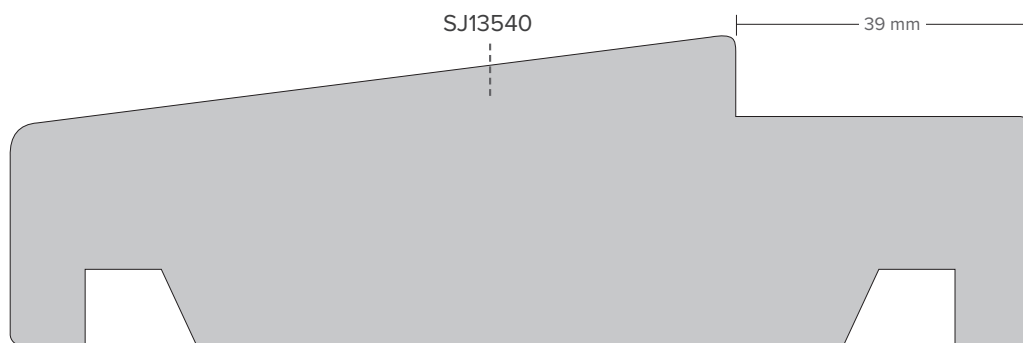
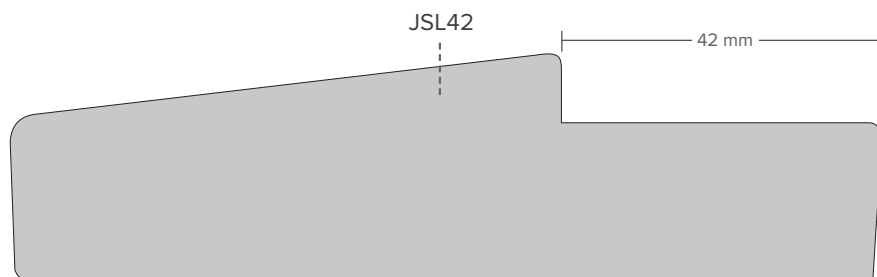
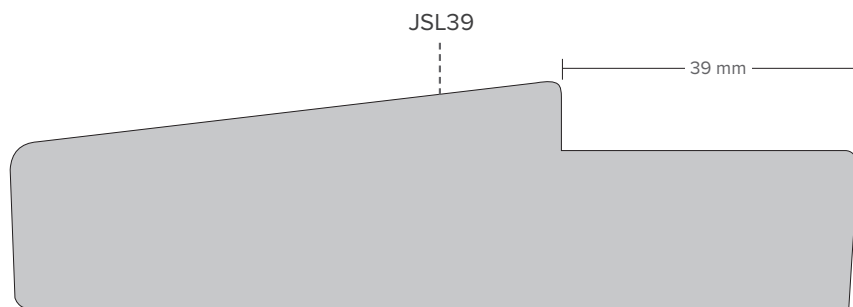
JG13530











FJR11232

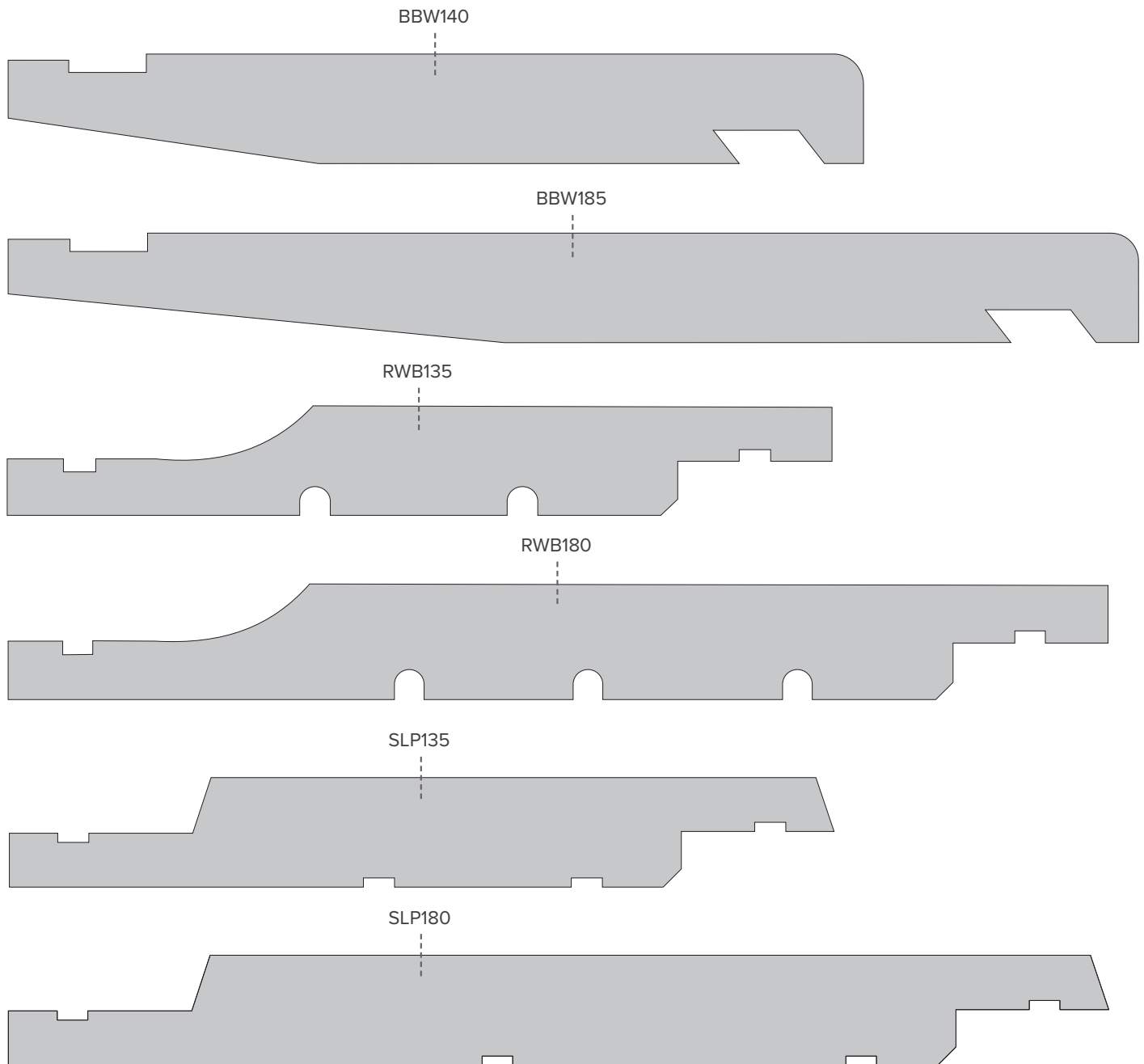














CODE	JG11430	JG13518	JG13525	JG13530	FJR11232
WIDTH	114 mm	135 mm	135 mm	135 mm	112 mm
THICKNESS	30 mm	18 mm	25 mm	30 mm	32 mm
DESCRIPTION	Jamb – Double Gib Grooved – Flat	Jamb – Double Gib Grooved – Flat	Jamb – Double Gib Grooved – Flat	Jamb – Double Gib Grooved – Flat	Jamb – 39 mm Rebated With No Gib Groove
TIMBER GRADE					
FINISH AND TREATMENT OPTIONS					



CODE	JSL39	JSL42	SJ13540	SJ13530
WIDTH	112 mm	112 mm	135 mm	135 mm
THICKNESS	30 mm	30 mm	40 mm	30 mm
DESCRIPTION	Jamb – Slimline 112 mm, 39 mm Rebated	Jamb – Slimline 112 mm, 42 mm Rebated	Jamb – Slimline, 39 mm Rebated – Gib Grooved	Jamb – Slimline, 39 mm Rebated – Gib Grooved
TIMBER GRADE				
FINISH AND TREATMENT OPTIONS				

WEATHERBOARDS

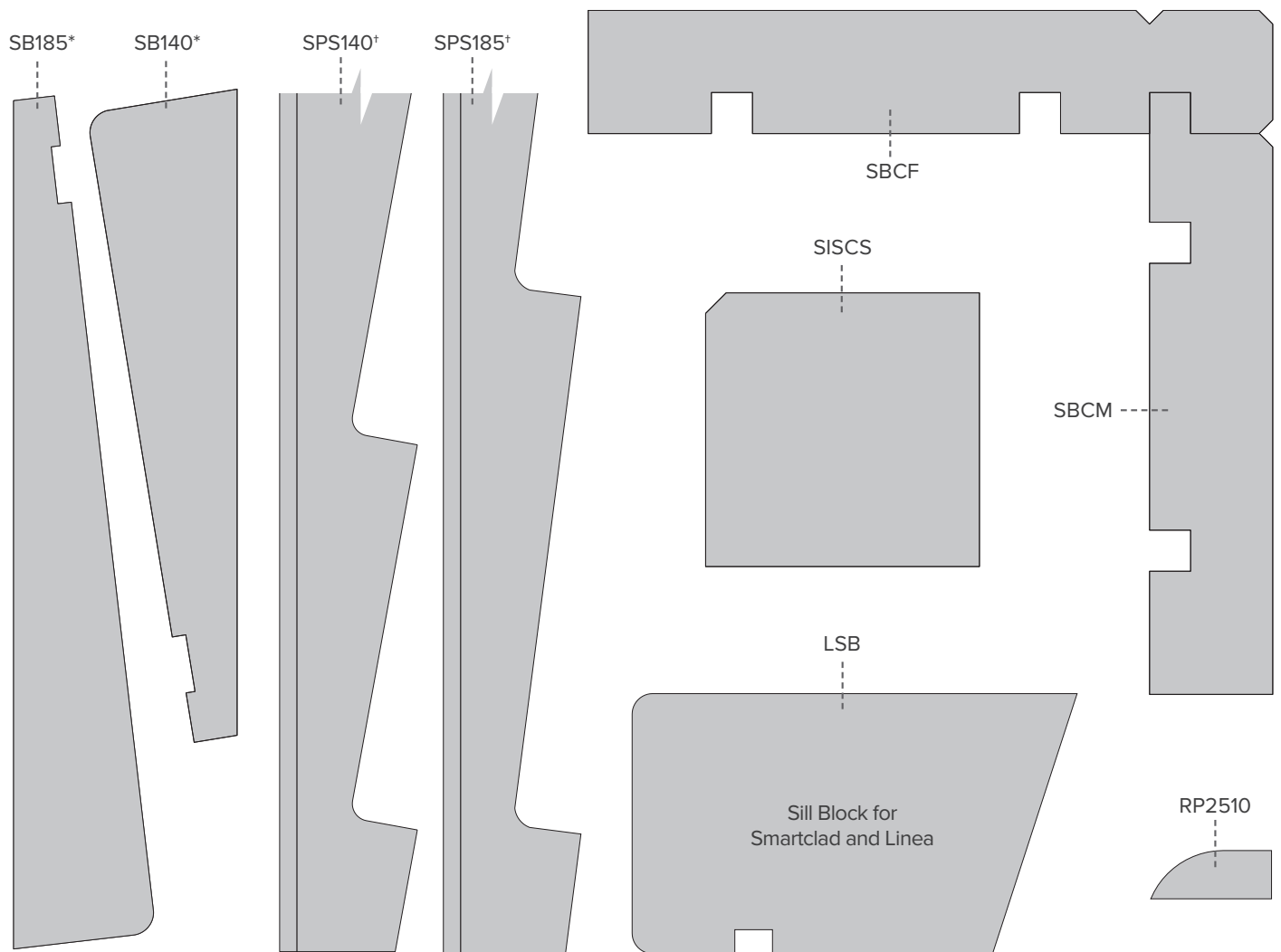


CODE	BBW140	BBW185	RWB135	RWB180	SLP135	SLP180
WIDTH	140 mm	185 mm	135 mm	180 mm	135 mm	180 mm
THICKNESS	18 mm	18 mm	18 mm	18 mm	18 mm	18 mm
DESCRIPTION	Bevelback	Bevelback	Rusticated	Rusticated	Shiplap	Shiplap
COVER DIMENSION	110 mm	155 mm	110 mm	155 mm	110 mm	155 mm
TIMBER GRADE						
FINISH AND TREATMENT OPTIONS						

Install and fasten all weatherboard and fascia as per New Zealand Building Code. For more detailed instructions on weatherboards refer to www.smartclad.co.nz or the Purepine Smartclad Weatherboard brochure.

Optional Bandsawn face to RWB and SLP available on request.

BOX CORNER PIECES, STARTER BOARDS AND INTERNAL CORNER BOARD



CODE	SB140	SB185	SBCM	SBCF	SISCS	LSB
WIDTH	140 mm	185 mm	88 mm	100 mm	40 mm	65 mm
THICKNESS	34 mm	32 mm	18 mm	18 mm	40 mm	38 mm
DESCRIPTION	Bevelback Starter Board	Bevelback Starter Board	Two piece Box Corner – Male	Two piece Box Corner – Female	Internal Corner Board	Sill Block for Smartclad and Linea
TIMBER GRADE						
FINISH AND TREATMENT OPTIONS						

ALSO AVAILABLE IN STOCK

CODE	SPS140	SPS185	RP2510
WIDTH	40 mm	40 mm	25 mm
THICKNESS	18 mm	18 mm	10 mm
DESCRIPTION	Pre-cut Scriber for BBW140	Pre-cut Scriber for BBW185	Rustic Plug
TIMBER GRADE			
FINISH AND TREATMENT OPTIONS			

*Scale 1:15 *Scale 1:2



PO Box 41, Te Puke 3153, New Zealand P 0800 768 253 E sales@purepine.co.nz

pukepine.co.nz